



Short instruction:

**How to navigate the hopin platform to fully enjoy
all available options of the conference:**

Economic Outlook 2021



VERY IMPORTANT:

Please use the google chrome browser



chrome

How to join the official part with translation in a few steps (detailed description follows)

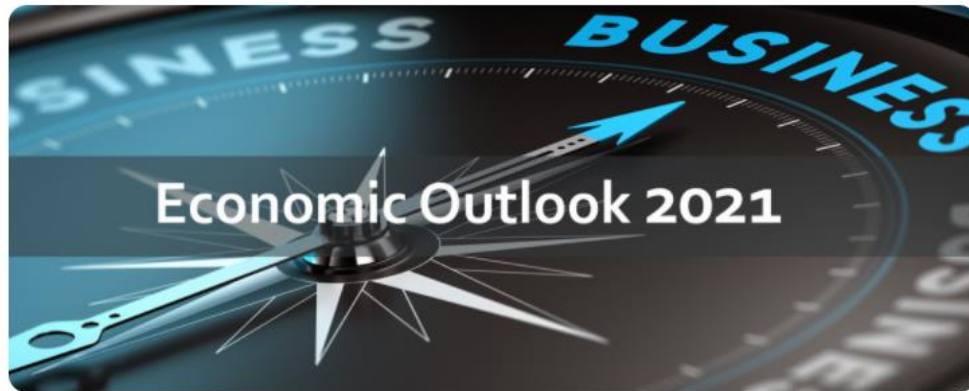
1. Click the registration link and enter the event.
2. Click on the „Sessions” icon on the left side bar.
3. You will see all available sessions.
4. Open the „SCENA/STAGE” session **in a separate tab**.
5. **MUTE EVERY SPEAKER SEPARATELY** (so that you can only see video, without the sound).
6. Go back to the tab with sessions and **open translation room** by clicking on it.
7. Go back **to the tab with „STAGE”** session. You will be able to see the video and hear the translation from the other tab.

Registration for the event

Rehearsal

📅 Dec 1, 3:30PM to Dec 1, 6:00PM

👤 3 people attending



Description

Sponsors

Schedule

Economic Outlook 2021

Current Trends Impacting Your Business

🔖 Tickets

Zaproszenie

Free

Join event



Hosted by

Advantage Austria and Polish - Swiss Chamber of Commerce

Advantage Austria and Polish - Swiss Chamber of Commerce welcome you at the Economic Outlook 2021



Step 1: Set up an account on hopin
Step 2: Click join event to register.

How to join the official part of the event

You are now at the reception.

To see the official part go to „Sessions”

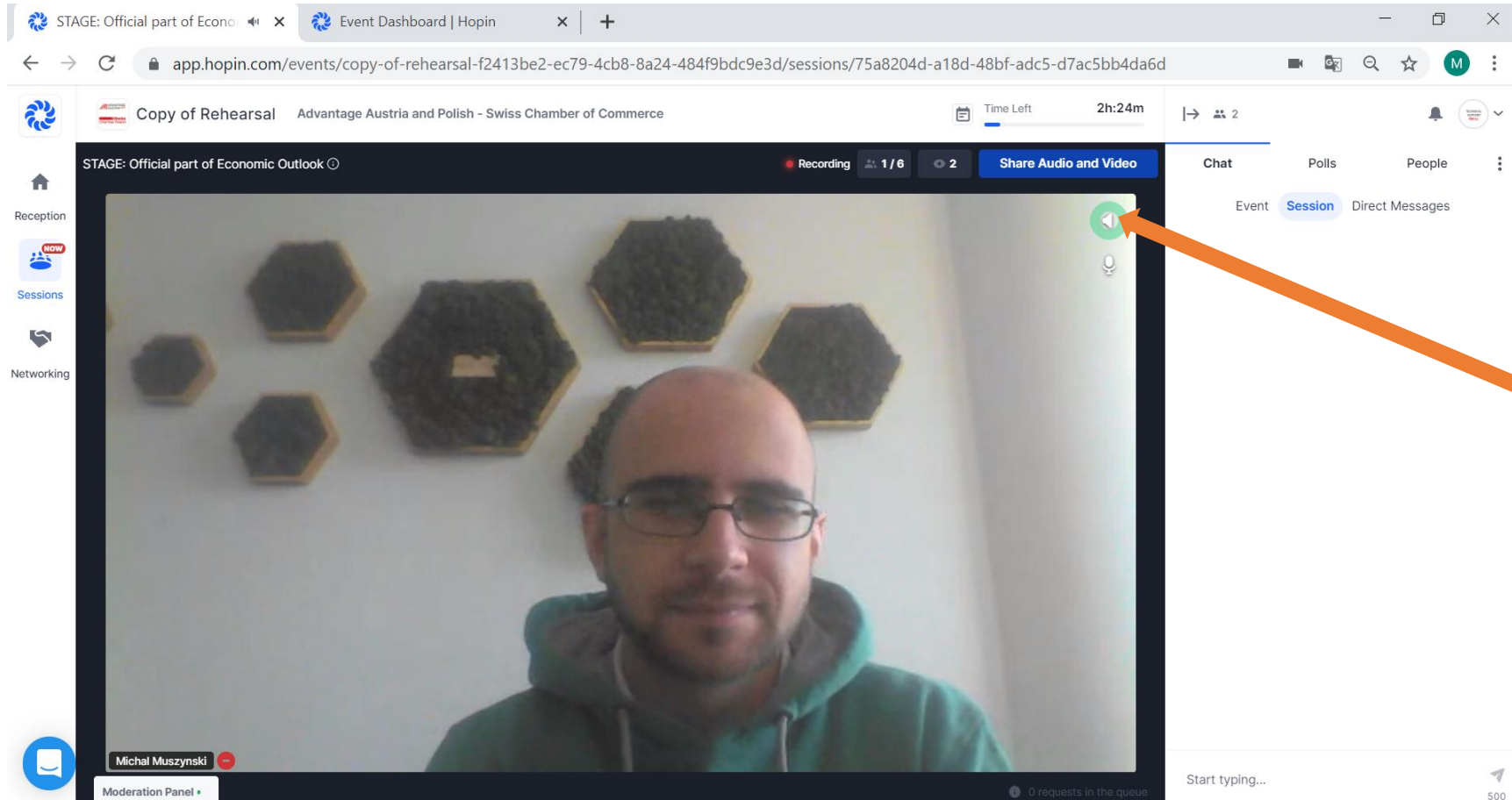
The screenshot shows a web browser window displaying a Hopin event page. The browser's address bar shows the URL: `app.hopin.com/events/copy-of-rehearsal-f2413be2-ec79-4cb8-8a24-484f9bdc9e3d/reception`. The main content area features a large banner with a compass graphic and the text "Economic Outlook 2021". Below the banner, the event title "Copy of Rehearsal" is displayed, along with the logos for Advantage Austria and Swiss Chamber Poland, and the text "Hosted by Advantage Austria and Polish - Swiss Chamber of Commerce". A "Time Left" indicator shows "2h:38m". A "What's happening now" section contains a message: "Opening of the event. Time to get familiar with the platform." with a "Visit Sessions" button. On the right side, there is a chat interface with tabs for "Chat", "Polls", and "People", and a "Direct Messages" section. The bottom right corner shows a "Start typing..." input field and a "500" character count.

How to join the official part with translation

Open the „STAGE” session in a separate tab and MUTE it.

The screenshot shows a web browser window with the URL `app.hopin.com/events/copy-of-rehearsal-f2413be2-ec79-4cb8-8a24-484f9bdc9e3d/sessions`. The event is titled "Copy of Rehearsal" and is organized by "Advantage Austria and Polish - Swiss Chamber of Commerce". The page features a sidebar with navigation options: Reception, Sessions (marked with a "NOW" badge), and Networking. The main content area displays a search bar and a list of sessions. The "STAGE" session is highlighted with a blue box and an orange arrow pointing to it. The "STAGE" session card includes a "Moderated" badge, a thumbnail image with the text "SCENA / STAGE" and "Zobacz część oficjalną wydarzenia / See the official part of the event", and a description: "STAGE: Official part of Economic Outlook. Welcome to the official part of the event. Here you will see the presentations of the Experts from our partner companies." Below the "STAGE" session is a "boyden" logo and a button that says "dołącz do sesji / enter the session". To the right of the "STAGE" session is a "TRANSLATION INTO ENGLISH (only official part)" option, which includes a Polish flag icon, an arrow, and a UK flag icon. Below this is a "Grant Thornton" logo and another "dołącz do sesji / enter the session" button. At the bottom of the page, there are two more session cards: "HR Session" (in Polish) and "Regulatory and business session" (in Polish). A context menu is open over the "STAGE" session, showing options: "Otwórz link w nowej karcie", "Otwórz link w nowym oknie", "Otwórz link w oknie incognito", "Zapisz link jako...", "Kopiuj adres linku", and "Zbadaj". The "Otwórz link w nowym oknie" option is highlighted. The browser's address bar shows the URL, and the top right corner of the page indicates "Time Left 2h:12m".

Official part on stage



The screenshot shows a web browser window with two tabs: "STAGE: Official part of Economic Outlook" and "Event Dashboard | Hopin". The address bar shows the URL: app.hopin.com/events/copy-of-rehearsal-f2413be2-ec79-4cb8-8a24-484f9bdc9e3d/sessions/75a8204d-a18d-48bf-adc5-d7ac5bb4da6d. The event title is "Copy of Rehearsal" by "Advantage Austria and Polish - Swiss Chamber of Commerce". The interface includes a navigation menu on the left with "Reception", "Sessions", and "Networking". The main content area features a video feed of a speaker, "Michal Muszynski", with a "Recording" indicator and "1 / 6" participants. A "Share Audio and Video" button is visible above the video. An orange arrow points to a muted speaker icon in the top right corner of the video player. The right sidebar contains "Chat", "Polls", and "People" sections. The bottom of the screen shows a chat input field with "Start typing..." and a "500" character limit indicator.

You will be directed to Stage session. You will be in a Viewer mode (you can see and hear everything without being seen and heard).

PLEASE MUTE ALL SPEAKERS ON THE STAGE, SO THAT YOU CAN ONLY SEE THE VIDEO WITHOUT THE SOUND.

IT IS NECESSARY TO MUTE ALL SPEAKERS SEPARATELY – IF MORE THAN ONE PERSON WILL APPEAR ON THE SCREEN, YOU WILL HAVE TO MUTE THEM ALL BY CLICKING THE LOUDSPEAKER ICON ON EACH WINDOW.




MUTE ALL THE
SPEAKERS SEPARATELY



Moderation Panel ▾

0 requests in the queue

Go back to the tab, where you can find all sessions and open the translation room.

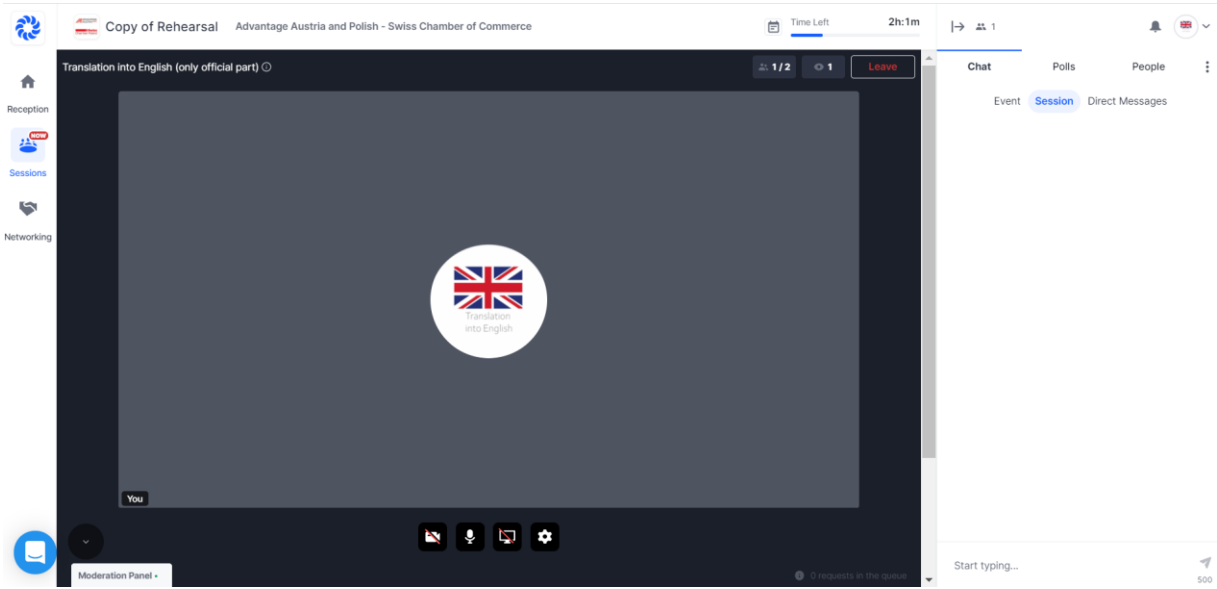


The screenshot shows the Hopin event interface for 'Copy of Rehearsal' by Advantage Austria and Polish - Swiss Chamber of Commerce. The event has 2h:4m remaining. A search bar is at the top. The main content area displays a grid of sessions:

- SCENA / STAGE** (Moderated): Zobacz część oficjalną wydarzenia / See the official part of the event. Description: STAGE: Official part of Economic Outlook. Welcome to the official part of the event. Here you will be able to hear the presentations of the Experts from our partner companies. 1 viewer.
- TRANSLATION INTO ENGLISH** (Moderated, only official part): If you need a translation into English, please open this session in a separate tab and mute the Stage session. 0 viewers.
- boyden** (Moderated): dołącz do sesji / enter the session. HR Session. In this session you will learn about the latest trends in HR field. Session in Polish.
- Grant Thornton** (Moderated): dołącz do sesji / enter the session. Regulatory and business session. Discuss about regulatory issues coming up next year. This session will be held in Polish.


An orange arrow points from the 'TRANSLATION INTO ENGLISH' session to the right, towards the instruction box.

Open the translation room simply by clicking on it



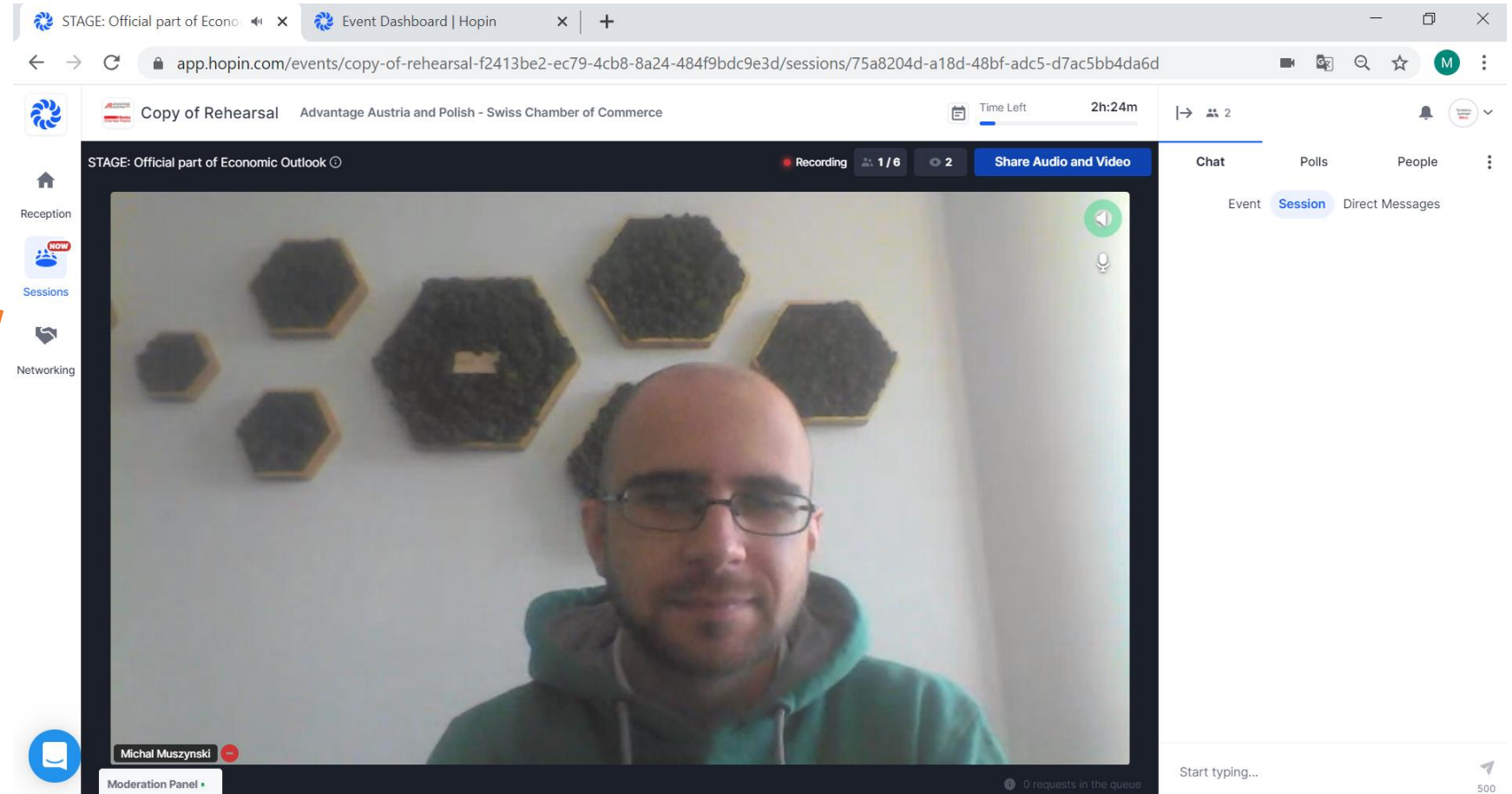
You will see this picture and hear the voice of the interpreter.

Now please go back to the tab with STAGE session.
You will be able to see the video from the Stage and hear the translation from the translation room.



How to join discussion sessions.

In order to leave the STAGE session please click „Sessions” on the left bar

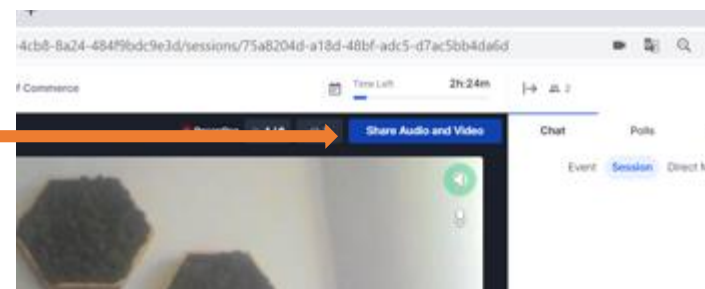



The screenshot displays a web browser window with two tabs: "STAGE: Official part of Econo..." and "Event Dashboard | Hopin". The address bar shows the URL: app.hopin.com/events/copy-of-rehearsal-f2413be2-ec79-4cb8-8a24-484f9bdc9e3d/sessions/75a8204d-a18d-48bf-adc5-d7ac5bb4da6d. The main content area shows a video session titled "STAGE: Official part of Economic Outlook" with a "Recording" indicator, 1/6 participants, and 2 viewers. A "Share Audio and Video" button is visible. The video shows a man with glasses and a green hoodie in front of a wall with several dark hexagonal objects. On the left, a navigation bar includes "Reception", "Sessions" (highlighted with a red "NOW" badge), and "Networking". On the right, there are tabs for "Chat", "Polls", and "People", with "Session" selected under "Event". At the bottom, a chat input field says "Start typing..." and shows "0 requests in the queue". A "Moderation Panel" is also visible at the bottom left.

How to join the discussion sessions

You can join each session by clicking on the picture. Only one session will be available in English.

In a session you can ask to share audio and video by clicking the blue button – the moderator will let you appear on the screen



Thank you for your attention

If you have any questions or technical problems, please feel free to ask questions in the chat.

Technical support will be available during the event by calling:

+48 502 171 833